



DIAMOND PRODUCTS

EXCEEDING EXPECTATIONS ALWAYS

CORE DRILLING CATALOGUE



Tel: 0861 75 75 75
Tel: +27 (0) 11 552-8310 int
Fax: +27 (0) 11 552 8312
E-mail: info@diamondpc.co.za
Web: www.diamondpc.co.za

Wet Core Drilling Equipment

SHIBUYA CORE DRILL H2021 / STAND TS-255

Specifications:	
Model	H2021
Volts	220
Rated Input	(W) 3450
Spindle Speed	550/1200rpm
Bit Capacity	40-300mm
Spindle Thread	1 1/4" Pin
Total Weight	13.6kg

SHIBUYA CORE DRILL H2231

Specifications:	
Model	H2231
Volts	220
Rated Input	(W) 3450
Spindle Speed	350/800/1600
Bit Capacity	20mm to 400mm
Spindle Thread	1 1/4" Pin
Total Weight	13.6kg

SHIBUYA CORE DRILL FIXED STAND TS-405

Specifications:	
Model	TS-405
Overall Height	1003mm
Base Size	176 x 275mm
Total Stroke	618mm
Weight	17.6kg

SHIBUYA CORE DRILL H2531

Specifications:	
Model	H2531
Volts	220
Rated Input	(W) 3450
Spindle Speed	175/350/700rpm
Bit Capacity	100mm-600mm
Spindle Thread	1 1/4" Pin
Total Weight	20.2kg

SHIBUYA CORE DRILL FIXED STAND TS-603

Specifications:	
Model	TS-603
Overall Height	1100mm
Base Size	300 x 483mm
Total Stroke	625mm
Weight	45.2kg



Dry Core Drilling Equipment & Core Bits

AGP ANGLE DRILL STAND AS200

Specifications:	
Model	AS200
Capacity	202
Stroke	500mm
Dimensions (LxWxH)mm	361 x 250 x 890
Net Weight	10.5kg



AGP DMC6P WET/DRY HAND HELD CORE DRILL

Specifications:	
Model	AGP DMC6P WET/DRY HAND HELD CORE DRILL
Volts	220
Related Input	(W) 2000
Spindle Speed	2 Speed Gear Box with Clutch 560 / 910 / 2560 rpm
Bit Capacity	167mm Dry & 200mm Wet
Total Weight	6.4kg



BOSCH IMPACT DRILL

Specifications:	
Model	GSB 19-2 RE
Power Input	850 W
No Load Speed	0-1000 / 0-3000 rpm
Impact Rate	0-17000 / 51000 bpm
Chuck Capacity	1.5- 13mm
Weight	2.6kg



VIPER LSU 135 WET/DRY VACUUM

Technical Data	
Voltage (v)	220 - 240
Frequency (hz)	50 - 60
Rated power (w)	1000
Vacuum motor (type)	2 - stage
Vacuum (mmH2O)	2020
Air flow (ltr.min)	1869 l/min
Tank capacity (ltr.)	35
Amp draw (Amp)	4.6
Net weight (kg)	13
Length x Width x Height (cm)	47x45x80



Core Bits Wet


LASER PRO - REINFORCED CONCRETE, BRICKS, TILES - LASER WELDED

Specifications:	Thread:
12 x 7 x 300	½ R
14 x 9 x 300	½ R
16 x 11 x 300	½ R
18 x 13 x 400	½ R
20 x 15 x 400	½ R
22 x 17 x 400	½ R
24.1 x 19 x 400	½ R
25 x 20 x 400	½ R
28 x 23 x 400	½ R
30 x 25 x 400	½ R
32 x 27 x 400	½ R
37 x 32 x 400	½ R
42 x 36 x 400	½ R
52 x 46 x 400	½ R
67 x 61 x 400	½ R
77 x 72 x 400	½ R



Specifications:	Thread:
42 x 34 x 450	1 ¼ UNC
52 x 44 x 450	1 ¼ UNC
62 x 54 x 450	1 ¼ UNC
67 x 59 x 450	1 ¼ UNC
77 x 69 x 450	1 ¼ UNC
87 x 79 x 450	1 ¼ UNC
102 x 94 x 450	1 ¼ UNC
109 x 101 x 450	1 ¼ UNC
117 x 109 x 450	1 ¼ UNC
132 x 124 x 450	1 ¼ UNC
150 x 142 x 450	1 ¼ UNC
158 x 150 x 450	1 ¼ UNC
167 x 159 x 450	1 ¼ UNC
180 x 172 x 450	1 ¼ UNC
201 x 192 x 450	1 ¼ UNC
225 x 217 x 450	1 ¼ UNC
251 x 242 x 450	1 ¼ UNC
300 x 292 x 450	1 ¼ UNC
350 x 342 x 450	1 ¼ UNC
400 x 390 x 450	1 ¼ UNC
450 x 440 x 450	1 ¼ UNC
500 x 489 x 450	1 ¼ UNC
600 x 589 x 450	1 ¼ UNC

NEW



NEW SHARK SEGMENTS

- > Taller segments offering increased life
- > Shark tooth design for fast starting
- > Improved speed through heavily reinforced concrete

***WE RETIP ALL CORE BITS**
***WE MANUFACTURE SPECIAL LENGTH CORE BITS**

Core Bits for Granite

ENDURO WHITE - DRY CUTTING BRICKS, BLOCK, MASONRY - LASER WELDED

Dimensions OD x ID x length mm:	Thread:
52 x 165	M16
67 x 165	M16
77 x 165	M16
117 x 165	M16
52 x 300	1 1/4" UNC
65 x 300	1 1/4" UNC
79 x 300	1 1/4" UNC
116 x 300	1 1/4" UNC



SG1 - BLIND HOLE DOWEL BITS FOR GRANITE 6MM-16MM

Specifications:
SG1 - 6mm Blind Hole Dowel Drill
SG1 - 8mm Blind Hole Dowel Drill
SG1 - 10mm Blind Hole Dowel Drill
SG1 - 12mm Blind Hole Dowel Drill
SG1 - 16mm Blind Hole Dowel Drill



SEGMENTED GRANITE CORE DRILL BITS 20MM - 80MM

Specifications:
SG1 - 20mm Segmented Granite Core Drill
SG1 - 25mm Segmented Granite Core Drill
SG1 - 30mm Segmented Granite Core Drill
SG1 - 32mm Segmented Granite Core Drill
SG1 - 37mm Segmented Granite Core Drill
SG1 - 42mm Segmented Granite Core Drill
SG1 - 52mm Segmented Granite Core Drill
SG1 - 67mm Segmented Granite Core Drill
SG1 - 80mm Segmented Granite Core Drill



Core Drilling Accessories



ANCHOR KIT



M12 DROP ANCHORS



ANCHOR SETTING TOOL



1/4" UNC PIN / 1/2" BSP PIN



Hilti DD200 1/2" BSP BOX / 1/4" UNC PIN




HILTI DD100 / 130 1/2" BSP BOX / 1/4" UNC PIN



1/2" BSP BOX TO 1/4" UNC PIN ADAPTOR



ADAPTOR - 1/4" BOX TO 1/2" BOX



WATER SWIVEL 1/2" PIN SHANK TO 1/2" BSP BOX



ADAPTOR (SDS PLUS) M16 ADAPTOR STRAIGHT SHANK M14



1/2" STRAIGHT SHANK WITH PILOT EXTENSION BY M16



SDS PLUS PILOT GUIDE



WATER TANK



EXTENSION - 1/4" BOX TO PIN 300MM LONG



1/2" BSP BOX TO PIN 300MM LONG EXTENSION ROD



BRASS WASHER



CUTTING FLUID



WATER COLLECTING RINGS

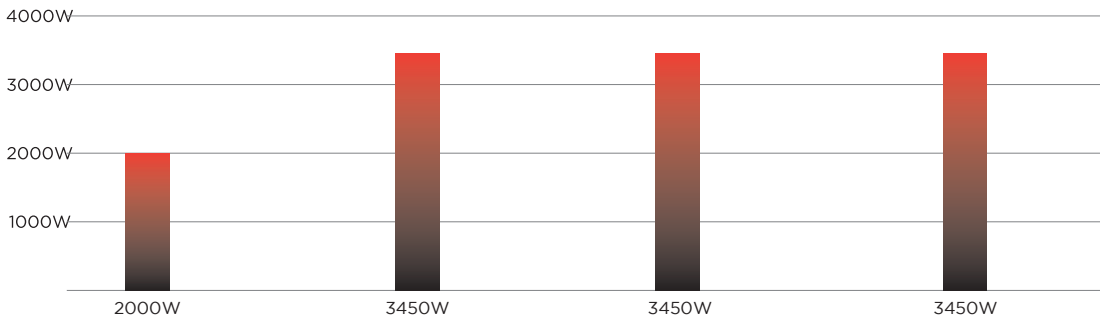


VACUUM PADS



VACUUM PUMP

DIAMOND PRODUCTS DRILLING SOLUTIONS 12 - 600MM



Tel: 0861 75 75 75
Tel: +27 (0) 11 552-8310 int
Fax: +27 (0) 11 552 8312
E-mail: info@diamondpc.co.za
Web: www.diamondpc.co.za